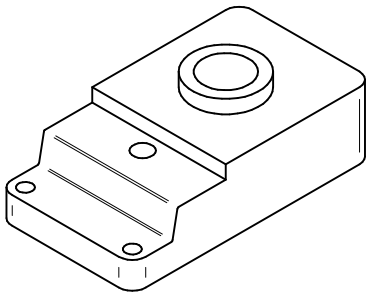
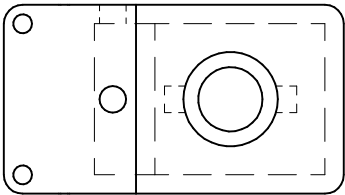
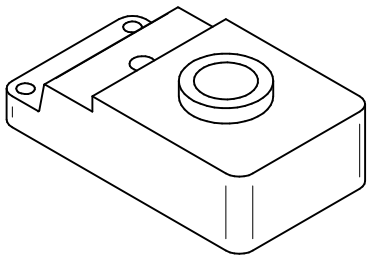
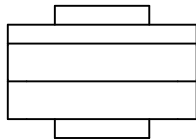
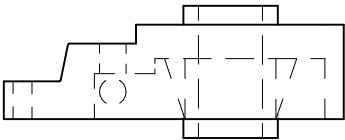
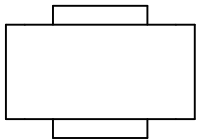
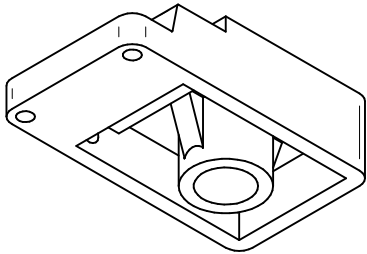
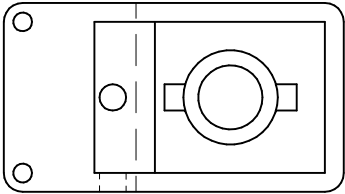
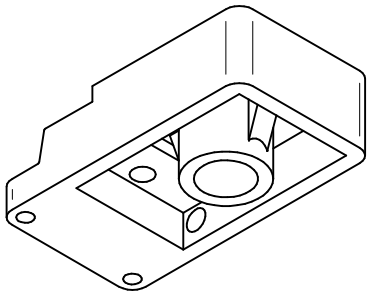


REVISION HISTORY			
REV	DESCRIPTION	DATE	APPROVED



SOLID EDGE ACADEMIC COPY

	NAME	DATE	Solid Edge	
DRAWN	0sizej	01/04/12		
CHECKED			TITLE	
ENG APPR				
MGR APPR				
UNLESS OTHERWISE SPECIFIED DIMENSIONS ARE IN MILLIMETERS ANGLES ±XX° 2 PL ±XXX 3 PL ±XXXX			SIZE A2	DWG NO
			FILE NAME: rys2.dft	
			SCALE	WEIGHT
			SHEET 1 OF 1	